

如何註冊及管理UpToDate® Anywhere 行動版個人帳號

有關 UpToDate Anywhere

1. 未來，您不再受限只能在醫院的網域內透過電腦使用 UpToDate，只要註冊 UpToDate 的帳號，隨時隨地都可以使用。
2. 智慧型手機、平板電腦，只要連上網路，就可以使用 UpToDate。
3. 離開醫院後，使用家用電腦或者筆記型電腦，網址輸入 <http://www.uptodate.com/online/>，Log in 帳號後就能使用。

您現在可以透過任何行動裝置使用UpToDate的App

您可以在Android、iOS、等行動裝置系統的應用商店下載免費的UpToDate App，使用時須要登入帳號密碼，一個帳號最多同時在**兩台行動裝置**使用APP登入。

為什麼要註冊個人帳號

💡 只要完成 UpToDate 行動版帳號登錄

- ✓ 可以回家繼續查詢 UpToDate
- ✓ 可以建立個人檢索紀錄
- ✓ 可以透過手機 APP 隨時隨地使用 UpToDate

最重要的是，由個人帳號框，告訴你最新更新內容

✍ 立刻註冊取得個人帳戶，讓您三個願望一次滿足！

完成註冊後，每一次登入個人帳號，若在已書籤過或是曾經閱覽過的主題前看到一個小橘點，則表示該主題有更新內容，點下小橘點就會顯示更新內容



What's New

Hydroxychloroquine not effective as postexposure prophylaxis for COVID-19 (June 2020)

Clinical trials are evaluating postexposure prophylaxis to prevent COVID-19; hydroxychloroquine was a primary candidate, but available data suggest it is not effective in preventing infection. In a placebo-controlled, double-blind trial of 821 individuals with occupational or household exposure to SARS-CoV-2, hydroxychloroquine administered within four days did not reduce the rate of PCR-confirmed COVID-19 or symptoms consistent with COVID-19 over the subsequent 14 days compared with placebo (12 versus 14 percent) [1]. A number of limitations reduce confidence in the findings. Nevertheless, we recommend that postexposure prophylaxis to prevent COVID-19 not be attempted outside a clinical trial. (See "Coronavirus disease 2019 (COVID-19): Epidemiology, virology, and prevention", section on 'Post-exposure prophylaxis'.)

您註冊了嗎?

醫院內任一電腦，打開瀏覽器(建議使用 Chrome)並且輸入網址: www.update.com



- *打開網站後，點下 UpToDate 首頁 右上角橘色 Register → 進行註冊
- *完成註冊表格，每一個欄位都須填寫，除了郵遞區號(Zip/Postal code)
- *帳號:6 個位元以上(可以純數字/字母，可以使用員工編號)
- *密碼:8 個位元以上(需要英文字母與數字，其中一個英文字母需大寫)

註冊UpToDate Anywhere的帳號

UpToDate®

UpToDate Institution

Contents ▾ Calculators Drug Interactions UpToDate Pathways

Register

Log In

Search UpToDate



COVID-19 Information

- Clinical topics
- Society guidelines
- Patient education
- Questions and answers
- UpToDate Pathways

首先，在醫院/學校網域內
使用電腦打開UpToDate，
然後點選 **Register**

Wolters Kluwer

Language

© 2020 UpToDate, Inc. and/or its affiliates. All Rights Reserved.

註冊表單填寫

First Name **名字 (中英文皆可)**

Last Name **姓 (中英文皆可)**

Email **請務必填寫可收信的email信箱**

You will need access to this email account to complete your registration

Country **下拉選單中選擇Taiwan** ▼

ZIP/Postal Code (optional) **郵遞區號不需填寫**

City **居住縣市**

Specialty **您的專科** ▼

Role **您的職稱** ▼

Create your username and password

Username **6字元以上(相同帳號不可重複使用)**

Password **8字元以上，需包含至少一個大寫英文字母以及一個數字**

Password rules:

- 8 to 24 characters
- at least 1 uppercase letter
- cannot match username
- at least 1 number, or special character from the following set:
 . - _ @ # \$ * ! () + =

Verify Password **再次確認密碼**

Send Verification Code

**User Name與
Password不能相同**

2022五月新增註冊認證功能



表格填寫完畢請至信箱收認證碼通知信

帳號密碼填寫完畢後，新增認證碼確認步驟

Create your username and password

Username **6** 字元以上, (相同帳號不可重複使用)

Password **8** 字元以上, 需含一個大寫/數字, 或者特殊符號

Password rules:

- 8 to 24 characters
- at least 1 uppercase letter
- cannot match username
- at least 1 number, or special character from the following set:
 . - _ @ # \$ * ! () + =

Verify Password 再次輸入密碼

Send Verification Code



認證碼將寄至您填寫的信箱

接收完畢後請回UpToDate填寫認證碼

登入您的帳號

The screenshot shows the UpToDate website's login interface. At the top left is the UpToDate logo and a search bar. The top navigation bar includes links for Contents, Calculators, Drug Interactions, and UpToDate Pathways, along with Register and Log In buttons. The main content area features a 'Log In' section with fields for Username and Password, a 'Remember me' checkbox, and a 'Need Help Logging in?' link highlighted with a red box. Below these are links for 'OpenAthens Log In' and 'Institutional Log In', and buttons for 'Log In' and 'Register Now'. A green callout box on the right contains the text: '如果您已經有帳號，直接登入您的帳號。' (If you already have an account, log in directly with your account.) Another green callout box at the bottom right contains the text: '忘記帳號密碼的話，也是在這裡輸入您註冊時候使用的email' (If you forget your account password, you also enter the email you used when you registered here). At the bottom of the page, there is a promotional message: 'Make the most of your UpToDate experience: Register for an account and benefit from mobile access to our trusted clinical content. Plus, earn and redeem CME/CE/CPD credits while you work.'

如果您已經有帳號，直接登入您的帳號。


忘記帳號密碼的話，也是在這裡輸入您註冊時候使用的email

Make the most of your UpToDate experience: Register for an account and benefit from mobile access to our trusted clinical content. Plus, earn and redeem CME/CE/CPD credits while you work.

從應用程式商店下載UpToDate Mobile App

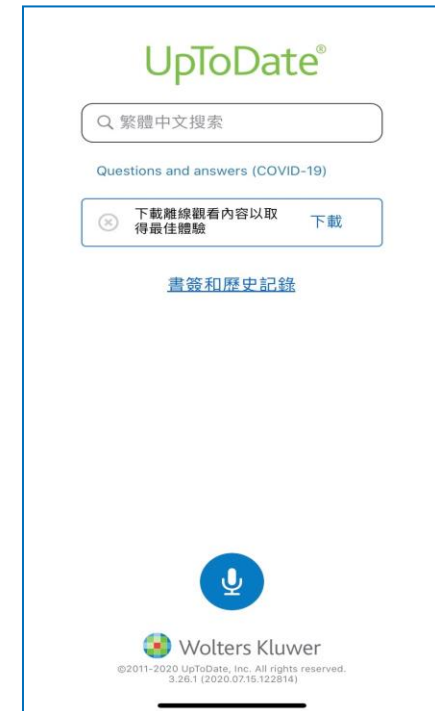
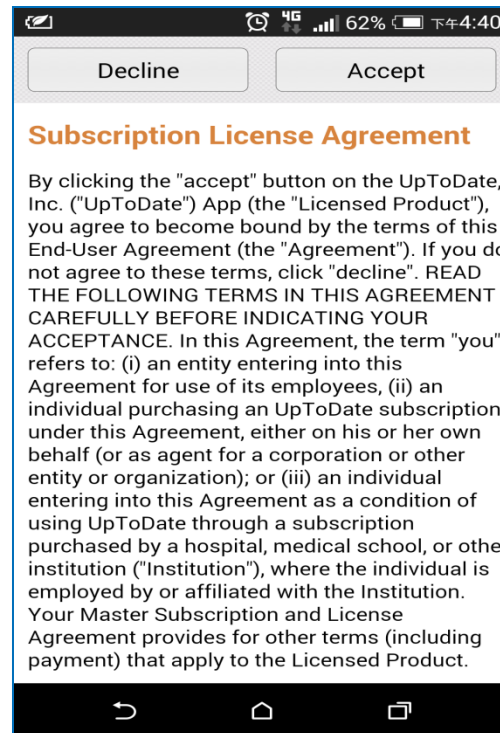
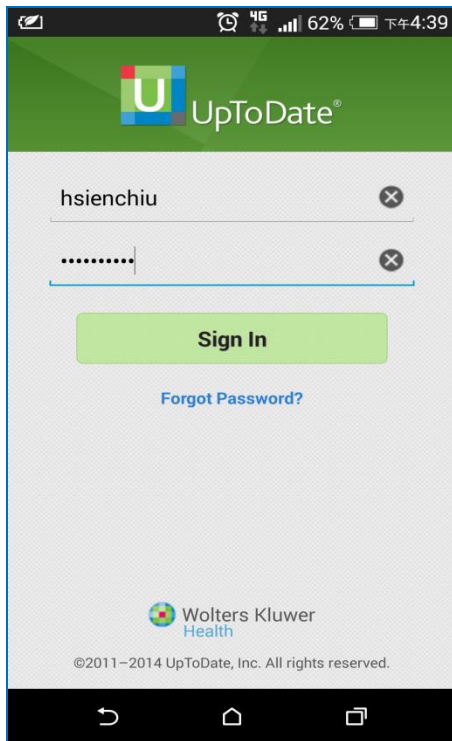
以Android為例

- 進入Play Store
- 搜尋UpToDate
- 點擊UpToDate
- 點擊下載



登入帳號

1. 打開UpToDate應用程式，登入您剛剛註冊的帳號，點選Log In。
2. 登入後點選右上角的Accept，同意使用規範。
3. 進入行動裝置首頁。



推送通知

重要：**每90天內**您必須在醫院網域內使用電腦登入您的帳號，以延展您的帳號使用有效期，只要您有下載App，當您打開App時會出現提醒。

