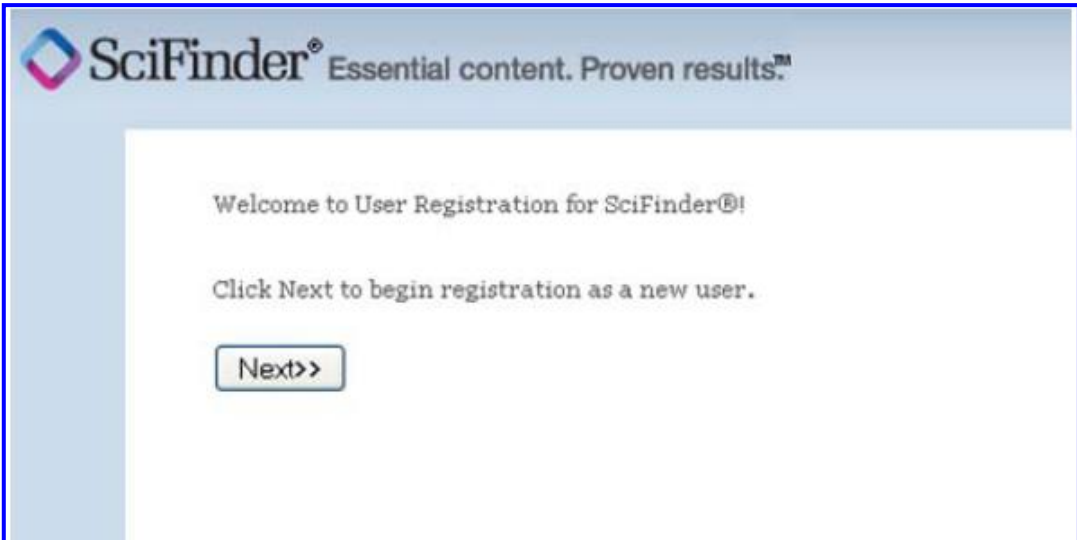


## How To Register to Use SciFinder®

<b>Introduction</b>	<p>SciFinder's web-based user registration form allows you to create your own SciFinder username and password. The URL for the form is provided by your institution's SciFinder administrator or librarian.</p> <p>Note: The registration form must be used from an IP address specified by the SciFinder administrator or librarian at your institution.</p> <p>After you submit the form, CAS sends you an e-mail message with instructions for completing the registration process. Therefore, you must have an e-mail address with your organization's e-mail domain.</p>
<b>Access User Registration</b>	<ol style="list-style-type: none"><li>1. Use the URL provided by your SciFinder administrator to access the SciFinder user registration web page.</li></ol> <div data-bbox="379 981 1461 1518" style="border: 2px solid blue; padding: 10px;"></div> <ol style="list-style-type: none"><li>2. Click <b>Next</b>.</li></ol>

LICENSE AGREEMENT

SciFinder® is for Educational use ONLY.

Commercial use of your University account is strictly prohibited.

By clicking the Accept button, I agree to the terms below:

1. I am a current faculty, staff member or officially registered student of the University.
2. I will use SciFinder® ONLY for my own academic research.
3. I will not use SciFinder® for commercial research or for organizations other than my University.
4. I will not share my unique username and password with any other individual.
5. I will not use an automated script.
6. I may store no more than 5,000 records in electronic form at any one time.

Violations of these terms may result in your University losing SciFinder® access.

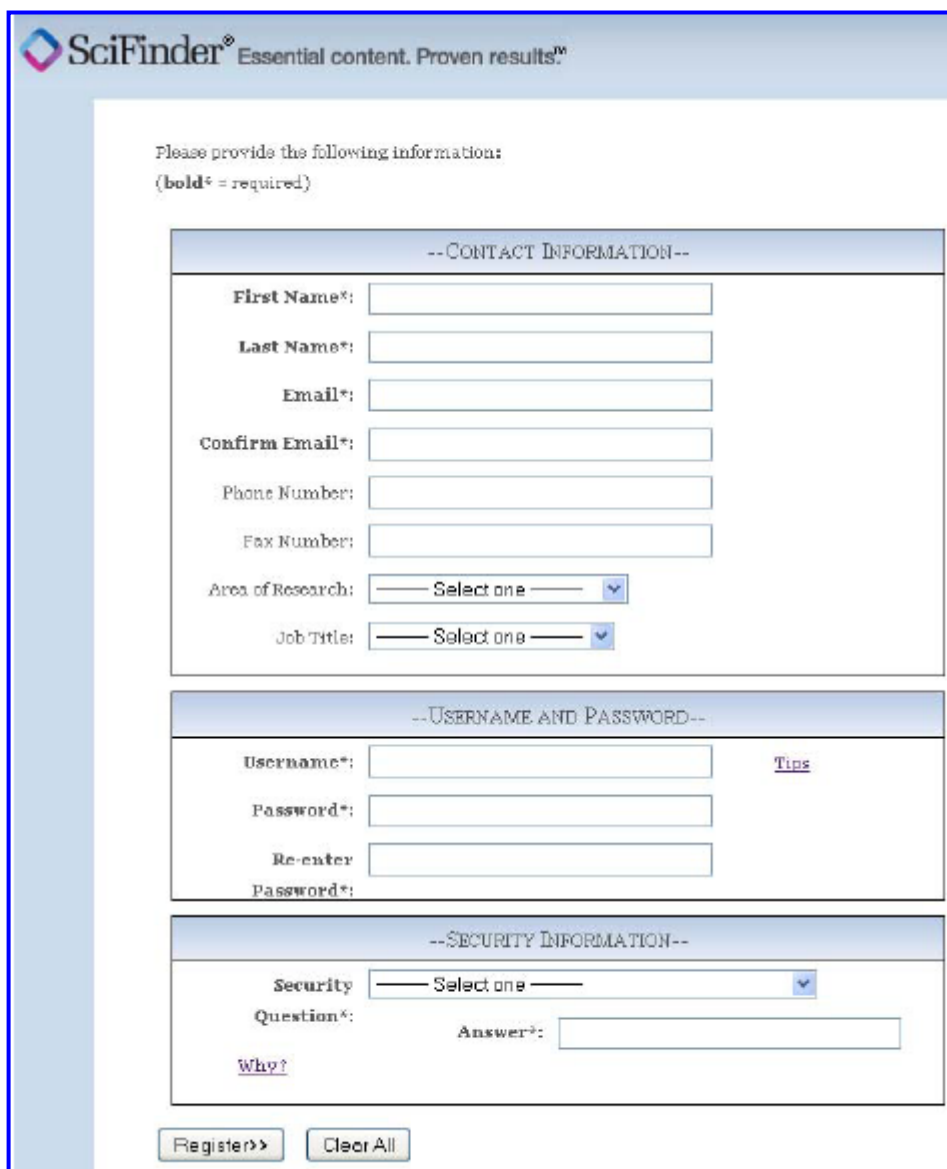
*Contact your University's Key Contact for assistance or CAS Customer Care ([help@cas.org](mailto:help@cas.org)) for commercial licensing information.*

Accept

Decline

3. Click on the **“Accept”** button to accept User Registration Terms and Conditions or click on **“Decline”** if you do not.

## Enter Contact Information



SciFinder® Essential content. Proven results.™

Please provide the following information:  
(**bold**\* = required)

**--CONTACT INFORMATION--**

**First Name\***:

**Last Name\***:

**Email\***:

**Confirm Email\***:

Phone Number:

Fax Number:

Area of Research:

Job Title:

**--USERNAME AND PASSWORD--**

**Username\***:  [Tips](#)

**Password\***:

Re-enter

**Password\***:

**--SECURITY INFORMATION--**

**Security**

**Question\***:

**Answer\***:

[Why?](#)

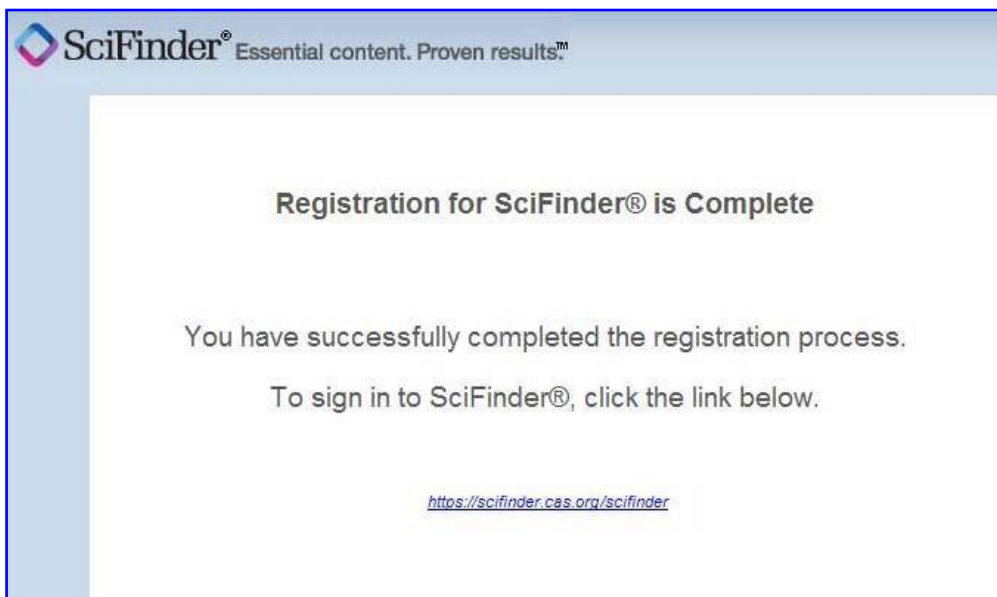
1. Enter your contact information.

While only your name and e-mail address are required, the additional information will help CAS better understand SciFinder users, allowing us to improve the products and services we offer.

2. Specify a username and password.

Your username must be unique and contain 5-15 characters. It can contain only letters or a combination of letters, numbers,

	<p>and/or these special characters:</p> <ul style="list-style-type: none"> <li>• - (dash)</li> <li>• _ (underscore)</li> <li>• . (period)</li> <li>• @ (at symbol)</li> </ul> <p>Your password must contain 7-15 characters and include at least three of the following:</p> <ul style="list-style-type: none"> <li>• Letters</li> <li>• Mixed upper- and lowercase letters</li> <li>• Numbers</li> <li>• Non-alphanumeric characters (e.g., @, #, %, &amp;, *)</li> </ul> <p>3. Select a security question from the drop-down list and provide the answer.</p> <p>4. Click <b>Register</b>.</p> <p>A message indicates that you will receive an e-mail message from CAS at the address you provided within the form.</p>
<p><b>Complete Registration Process</b></p>	<p>1. Open and read the e-mail message from CAS.</p> <p>Note: If you have not received an e-mail from CAS within 30 minutes after submitting your Self-Registration form, the CAS email may have been diverted into your “spam” folder by your e-mail or your institution’s e-mail “spam filter”. Check any local spam filter file and/or contact your institution’s IT help desk.</p> <div style="border: 1px solid blue; padding: 10px; margin: 10px 0;"> <p>From: CAS</p> <p>Dear registered_user,</p> <p>To complete your SciFinder registration, you must click the link provided below.</p> <p><a href="https://scifinder-test.cas.org:82/registration/completeRegistration.html?respKey=.....">https://scifinder-test.cas.org:82/registration/completeRegistration.html?respKey=.....</a></p> <p><b><i>This link is valid for only one use and will expire within 48 hours.</i></b></p> <p>If you need assistance at any time, consult the key contact at your organization.</p> </div> <p>2. Click the link within the e-mail message to complete the registration process. A confirmation page is displayed.</p>



3. Click the link provided in the confirmation page to begin working with SciFinder.

Note: If you access SciFinder via proxy server or VPN, please contact your SciFinder Administrator or your institution's librarian for the appropriate SciFinder URL.

**Tips**

If you wish to bookmark the SciFinder login page, click on Bookmark this page while the login page is displayed. You will need to edit the bookmark so that only the "base URL", <http://scifinder.cas.org>, is saved in the bookmark.

If you receive a message, "all resources are in use....", when you login to SciFinder that means that all of your institution's licensed seats are being used by other SciFinder users at your institution. Wait a few minutes and try again. If the problem persists, contact your institution's SciFinder administrator or librarian (your library's web site may have your SciFinder administrator or librarian's contact information).