

Bates' Visual Guide to Physical Examination

貝氏身體檢查與評估線上版

飛資得醫學

BATES' VISUAL GUIDE TO Physical Examination

12-Month Access Card to BatesVisualGuide.com



- ✓ More than 7 hours of video footage
- ✓ Online and mobile-optimized
- ✓ Based on the "gold standard" Bates' text



Wolters Kluwer
Health



飛資得醫學資訊股份有限公司
FlySheet Med-Informatics Co., Ltd.



About

以影像的方式呈現由頭到腳，有系統的身體檢索與評估，並包含OSCE的臨床測驗模組，學習機發展的評估或臨床鑑別診斷，並提供適當的診斷檢查。

每個單元由多個影片涵蓋了諸如：病患、病史、身體檢查及評估、結果記錄等。

身體檢索與評估及病史詢問等過程，透過線上影片指引維持實證來源，並提供特別注意臨床準確性，病人類型差異的範圍。

這些身體評估的影片呈現出“以病人為第一”的方針，以體檢為主要系列特色，並針對不同類型患者進行不同的檢索說明，例如：成人及嬰兒。

這些影片的教學旨在幫助通過OSCEs測試，包含在臨床上常遇到的問題，包括：胸痛，咳嗽，腹痛，膝關節痛和喉嚨痛。

此影片教學適用於醫生，護理，實習醫師，物理治療及職能治療，藥學等需要進行身體檢查及評估的任何臨床醫學相關科部。



Bates'收錄內容

1. Head-to-Toe
Assessment:
Adult

2. Head-to-Toe
Assessment:
Infant

3. Head-to-Toe
Assessment:
Child

4. Head-to-Toe
Assessment:
Older Adult

5. General
Survey and Vital
Signs

6. Skin

7. Head, Eyes,
and Ears

8. Nose, Mouth,
and Neck

9. Thorax and
Lungs

10.
Cardiovascular
System

11. Peripheral
Vascular
System

12. Breasts and
Axillae

13. Abdomen

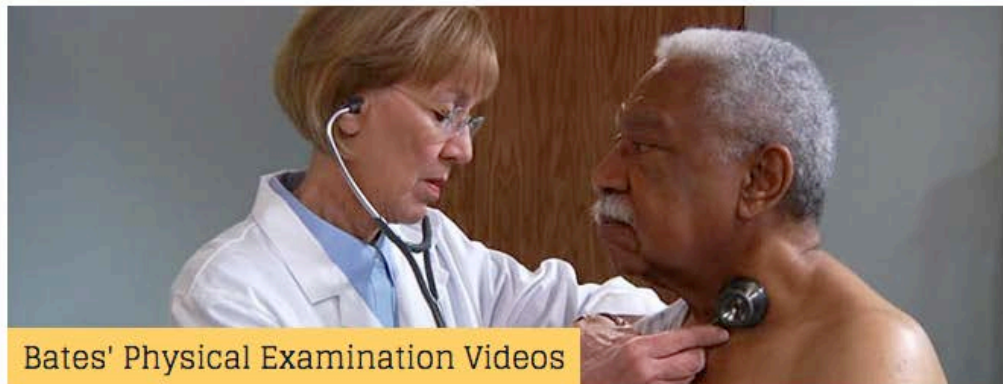
14. Male
Genitalia,
Rectum, Anus,
and Prostate

15. Female,
Genitalia, Anus,
and Rectum

16.
Musculoskeletal
System

17. Nervous
System: Cranial
Nerves and
Motor System

18. Nervous
System:
Sensory System
and Reflexes



Bates' Physical Examination Videos

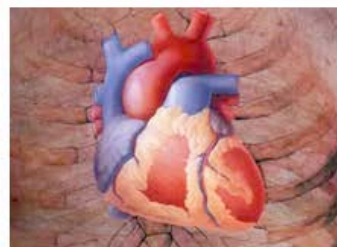
Watch a full volume or view chapter-by-chapter.

1. Head-to-Toe Assessment: Adult >
2. Head-to-Toe Assessment: Infant >
3. Head-to-Toe Assessment: Child >
4. Head-to-Toe Assessment: Older Adult >
5. General Survey and Vital Signs >
6. Skin >
7. Head, Eyes, and Ears >
8. Nose, Mouth, and Neck >
9. Thorax and Lungs >
10. Cardiovascular System >
11. Peripheral Vascular System >
12. Breasts and Axillae >

針對病人類型與檢查部位
將影片分成18個主題
點選有興趣的主題
觀看影片

OSCE Clinical Skills Videos

Prepare for the OSCEs by observing a patient encounter and practicing your clinical reasoning skills.



OSCE 1: Chest Pain (14:33)

A 50-year-old school counselor presents with a complaint of sharp chest pains over the prior 2 weeks.



OSCE 2: Abdominal Pain (12:42)

A 64-year-old stockbroker presents with pain in the upper part of the abdomen, which has spread to the back.



OSCE 3: Sore Throat (15:08)

A 17-year-old high school student presents with a complaint of a sore throat, aches, and fatigue.



OSCE 4: Knee Pain (17:44)

A 45-year-old teacher presents with pain in the left knee, which makes it difficult to walk.

針對OSCE考試的
一系列影片

Bates' Physical Examination Videos

Watch a full volume or view chapter-by-chapter.

影片觀看

VOLUMES

1. Head-to-Toe Assessment: Adult
- 2. Head-to-Toe Assessment: Infant**
3. Head-to-Toe Assessment: Child
4. Head-to-Toe Assessment: Older Adult
5. General Survey and Vital Signs
6. Skin
7. Head, Eyes, and Ears
8. Nose, Mouth, and Neck
9. Thorax and Lungs
10. Cardiovascular System
11. Peripheral Vascular System
12. Breasts and Axillae
13. Abdomen
14. Male Genitalia, Rectum, Anus, and Prostate
15. Female Genitalia, Anus, and Rectum
16. Musculoskeletal System
17. Nervous System: Cranial Nerves and Motor System
18. Nervous System: Sensory System and Reflexes

VOLUME 2. HEAD-TO-TOE ASSESSMENT: INFANT

▶ Play All (40:11)

將身體檢查影片過程分段
可選擇的段落或播放全部



2.1. Introduction (1:44)



2.2. General Survey and Somatic Growth (3:11)



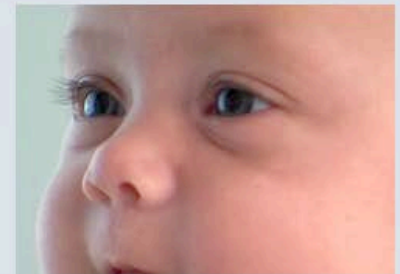
2.3. Vital Signs (2:28)



2.4. The Skin (1:42)



2.5. Head and Neck (2:21)



2.6. The Eyes (2:18)



2.7. Ears and Nose (2:01)



2.8. Mouth and Pharynx (1:52)



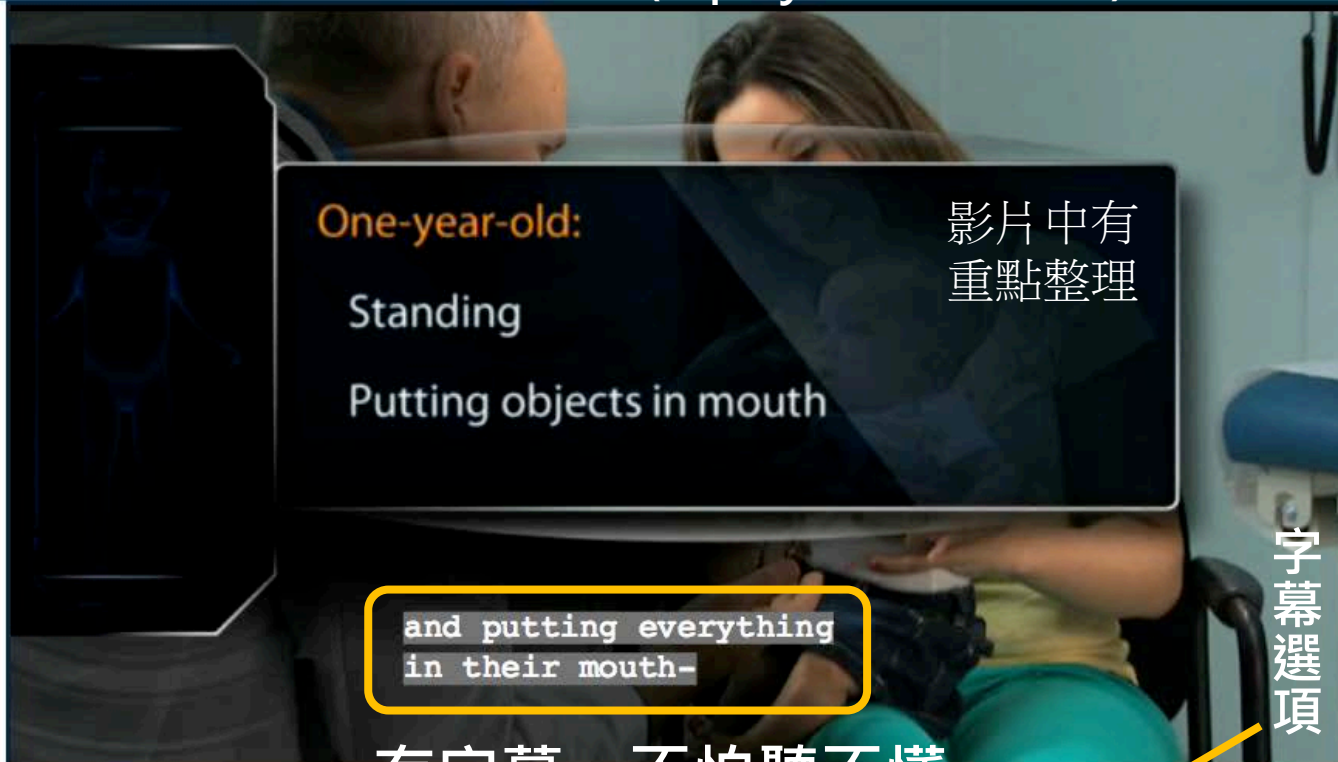
2.9. Thorax and Lungs (2:28)



VOL 2. HEAD-TO-TOE ASSESSMENT: INFANT >

Entire Volume – Head-to-Toe Assessment: Infant

可下載影片字幕複習
(在play all模式下才有)

[Introduction](#)[General Survey and Somatic Growth](#)[Vital Signs](#)[The Skin](#)[Head and Neck](#)[The Eyes](#)[Ears and Nose](#)[Mouth and Pharynx](#)[Thorax and Lungs](#)[The Heart](#)[Breasts and Abdomen](#)[Genitalia and Rectum](#)[Musculoskeletal System](#)[Nervous System](#)[Recording Your Findings](#)

影片中有
重點整理

字幕
選項

有字幕，不怕聽不懂

00:53

PAUSE

40:12



MENU

2.4. The Skin

Email

Inspection
Cutis marmorata
Skin conditions
Palpation
Jaundice



00:00
▶ PLAY

See Also: [examination of skin](#) [skin](#)

Results for:

examination of skin

All (124) Bates' Physical Examination Videos (114) OSCE Clinical Skills Videos (10)



Bates' Physical Examination Videos > 1. Head-to-Toe Assessment: Adult >
1.2. Importance of Patient Comfort (1:20)



Bates' Physical Assessment: Adult
Entire Volume – (24:56)



Bates' Physical Examination Videos > 5. General Survey and Vital Signs >
5.2. Health History (3:37)



Bates' Physical Toe Assessment
Entire Volume – Adult (24:47)

在段落撥放模式時
左下方會顯示相關主題
點選可觀看該主題其他影片

影片觀看

QUESTION:

What are your diagnostic considerations at this point?

ANSWER:

Anterior cruciate ligament, or ACL, tear
Meniscus tear
Collateral ligament tear

QUESTION:

List 5 next steps in your diagnostic workup.

Diagnostic Workup 1: X-rays of knee with AP, lateral, and tunnel views

Rule out fractures, including avulsion fractures of the femur, tibia, and fibula

Detect osteoarthritis and joint pathology from gout

Joint aspiration is not indicated



Bates' Physical Examination Videos ▾

OSCE Clinical Skills Videos

About



Bates' Physical Examination Videos

OSCE Clinical Skills Videos

Prepare for the OSCEs by observing a patient encounter and practicing your clinical reasoning skills.



OSCE 1: Chest Pain (14:33)

A 50-year-old school counselor presents with a complaint of sharp chest pains over the prior 2 weeks.

Watch a full volume or view chapter-by-chapter.

1. Head-to-Toe Assessment: Adult
2. Head-to-Toe Assessment: Infant
3. Head-to-Toe Assessment: Child
4. Head-to-Toe Assessment: Older Adult

Results for:

heart



Bates' Physical Examination Videos > 1. Head-to-Toe Assessment: Adult > 112. Cardiovascular System (1:15)



Bates' Physical Examination Videos > 2. Head-to-Toe Assessment: Infant > 2.10. The Heart (4:45)



Bates' Physical Examination Videos > 10. Cardiovascular System > 10.6. Anatomy Review—Heart (1:14)




Bates' Physical Examination Videos > 10. Cardiovascular System > 10.7. Examining the Heart (4:06)



Bates' Physical Examination Videos > 4. Head-to-Toe Assessment: Older Adult > 4.4. General Survey and Vital Signs (1:55)



Bates' Physical Examination Videos > 10. Cardiovascular System > Entire Volume – Cardiovascular System (29:57)



Questions & Discussion



有關產品資訊及問題詢問, 請洽:

飛資得醫學資訊股份有限公司
FlySheet Med-Informatics Co., Ltd.

業務代表 林珮穎
TEL: +886-2-2658-2223~128
E-mail: lillianlin@flysheet.com.tw

We are Here Because of You!

